

# QC

## Certificate of Analysis

**REQUESTED BY:** Durviz, S.L (C/Leonardo da Vinci, 10, Paterna 46980 724)

**ASSAY REQUESTED BY CUSTOMER:** MEA - Standard Mouse embryo assay

**OPERATION PROCEDURE:** SOP-MEA-00

**TYPE OF ASSAY:** Indirect

**INTERNAL NUMBER:** MEA.010.248.2018

**DATE:** 05/03/2018 - 09/03/2018

**DESCRIPTION OF TEST PRODUCT:** BT10XL Neptune 10ul extended length barrier tip, Racked, Pre-Sterile, S3. 10x96

**REF:** BT10XLS3

**LOT NUMBER:** 168656

**EXP. DATE:** 30-12-2022

### PROTOCOL:

Three samples were flushed 10 times with previously tested culture medium. Culture dishes were prepared with the extracted medium in triplicate and equilibrated overnight prior to use. Fresh 1-cell stage mouse embryos were collected from F1 hybrid females (B6/CBA) crossed with males from the same genetic background, washed thoroughly and cultured in the extracted medium up to Day 5. Control group was prepared following the same set-up and conditions, and embryos cultured in parallel using tested medium not exposed to test samples. Embryo development of test and control group was followed every 24 h and photos were taken and included in this report (annex I).

### CONTROL AND TEST ASSAY RESULTS:

Embryo developmental rates of control and tested group.

Embryo development rates					
	n	Day 2 Two-cell stage n (%)	Day 5 Expanded blastocyst stage n (%)	Good Quality (morphology) Blastocysts n (%)	Result
Control	15	15 (100)	15 (100)	15 (100)	<b>Passed*</b>
BT10XL Neptune 10ul extended length barrier tip, Racked, Pre-Sterile, S3. 10x96 (Lot:168656)	21	21 (100)	21 (100)	21 (100)	<b>Passed*</b>

**SUMMARY OF OBSERVATIONS:** All test and control embryos were selected randomly from a common pool and cultured at 37.3°C with a tri-gas atmosphere with optimal %CO<sub>2</sub> and %O<sub>2</sub>. Embryotools acceptance criteria for this standard test is that more than 80% of mouse embryos develop to the expanded blastocyst stage and pass a visual morphological examination of the inner cell mass (ICM) and trophectoderm (TE) cells.

\* More than 80% of the test group embryos developed to the expanded blastocyst stage within 5 days, fulfilling acceptance criteria for this test.

Nuno Costa-Borges, PhD



Scientific Director

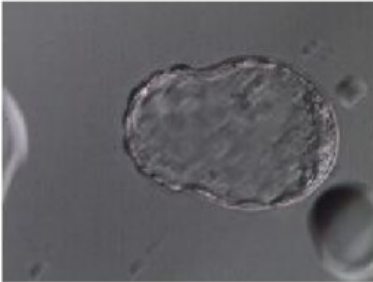
Gloria Calderón, PhD



Quality Assurance

Annex I  
Control

#1, 09/03/2018 11:07:51



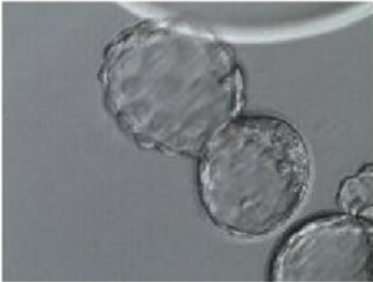
#2, 09/03/2018 11:08:04



#3, 09/03/2018 11:08:13



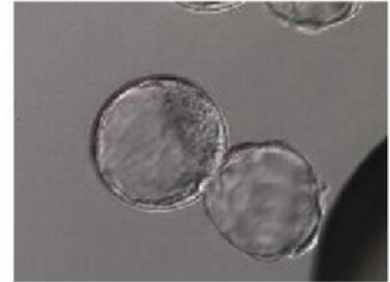
#4, 09/03/2018 11:08:37



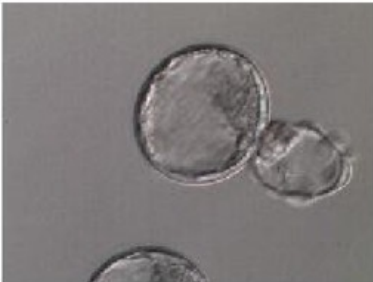
#5, 09/03/2018 11:08:44



#6, 09/03/2018 11:09:29



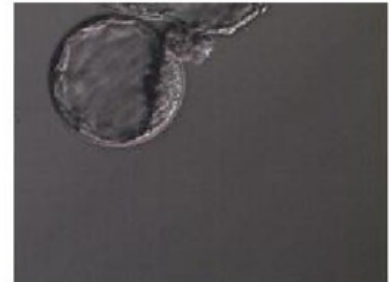
#7, 09/03/2018 11:09:34



#8, 09/03/2018 11:13:01



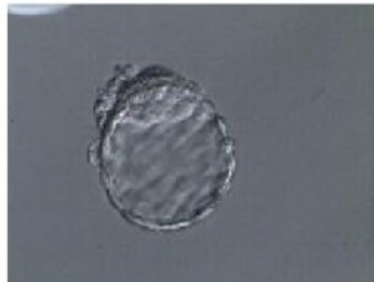
#9, 09/03/2018 11:13:08




#10, 09/03/2018 11:13:33



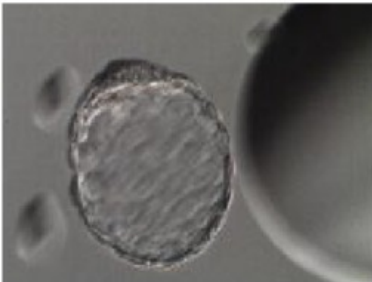
#11, 09/03/2018 11:13:40



#12, 09/03/2018 11:13:59



#13, 09/03/2018 11:14:06



#14, 09/03/2018 11:14:26



#15, 09/03/2018 11:14:33



BT10XL Neptune 10ul extended length barrier tip, Racked, Pre-Sterile, S3. 10x96  
(REF: BT10XLS3 ; Lot: 168656)

Parc Científic de Barcelona // Avda. Doctor Marañón, 8  
08028 Barcelona, Spain  
NIF B66034612 // info@embryotools.com  
Phone: + 34 934 497 198

#1, 09/03/2018 10:31:26



#2, 09/03/2018 10:32:05



#3, 09/03/2018 10:32:16



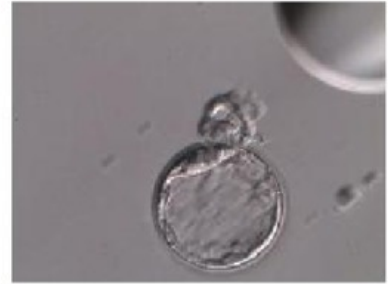
#4, 09/03/2018 10:32:45



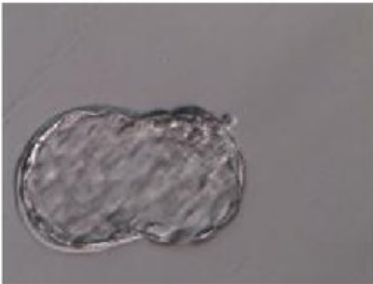
#5, 09/03/2018 10:33:11



#6, 09/03/2018 10:33:49



#7, 09/03/2018 10:33:57



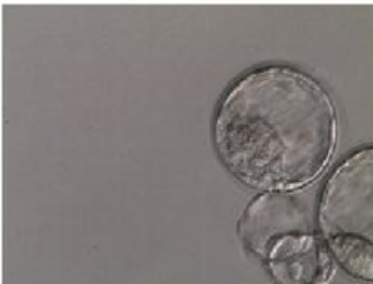
#8, 09/03/2018 10:34:29



#9, 09/03/2018 10:34:53



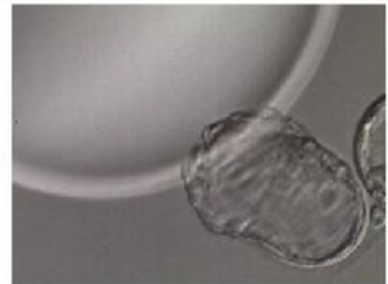
#10, 09/03/2018 10:35:22



#11, 09/03/2018 10:35:29



#12, 09/03/2018 10:36:03



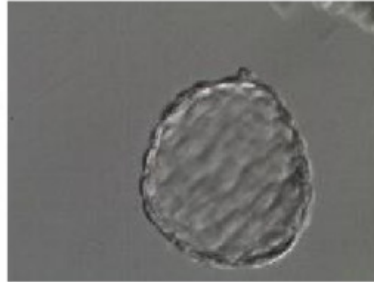
BT10XL Neptune 10ul extended length barrier tip, Racked, Pre-Sterile, S3. 10x96  
(REF: BT10XLS3 ; Lot: 168656)

Parc Científic de Barcelona // Avda. Doctor Marañón, 8  
08028 Barcelona, Spain  
NIF B66034612 // info@embryotools.com  
Phone: +34 934 497 198

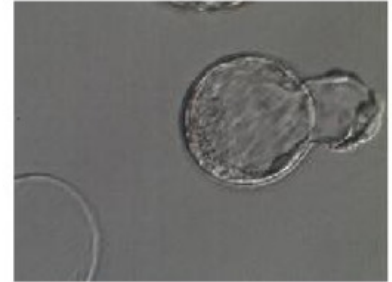
#13, 09/03/2018 10:36:13



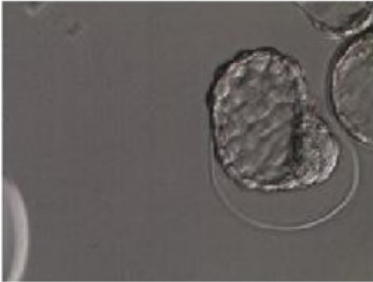
#14, 09/03/2018 10:36:40



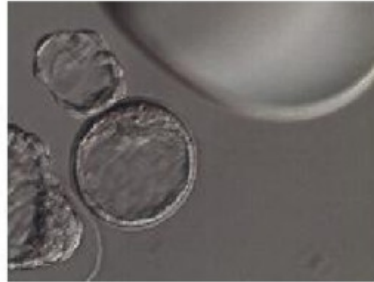
#15, 09/03/2018 10:36:50



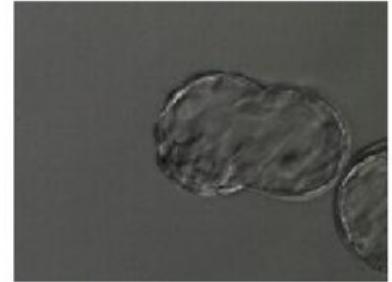
#16, 09/03/2018 10:37:18



#17, 09/03/2018 10:37:29



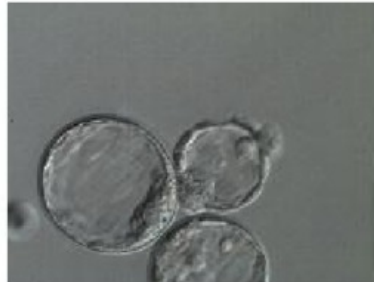
#18, 09/03/2018 10:37:56



#19, 09/03/2018 10:38:18



#20, 09/03/2018 10:38:49



#21, 09/03/2018 10:38:57

